

10-148393

Play & Park Structures

This play equipment is recommended for children ages: 5-12

Minimum Area Required: 40'-2" x 34'-2"

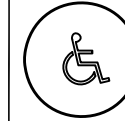
Scale: 3/16" = 1'-0" This drawing can be scaled only when in an 11" x 17" format

Drawn By:

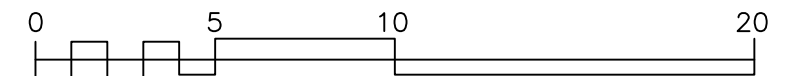
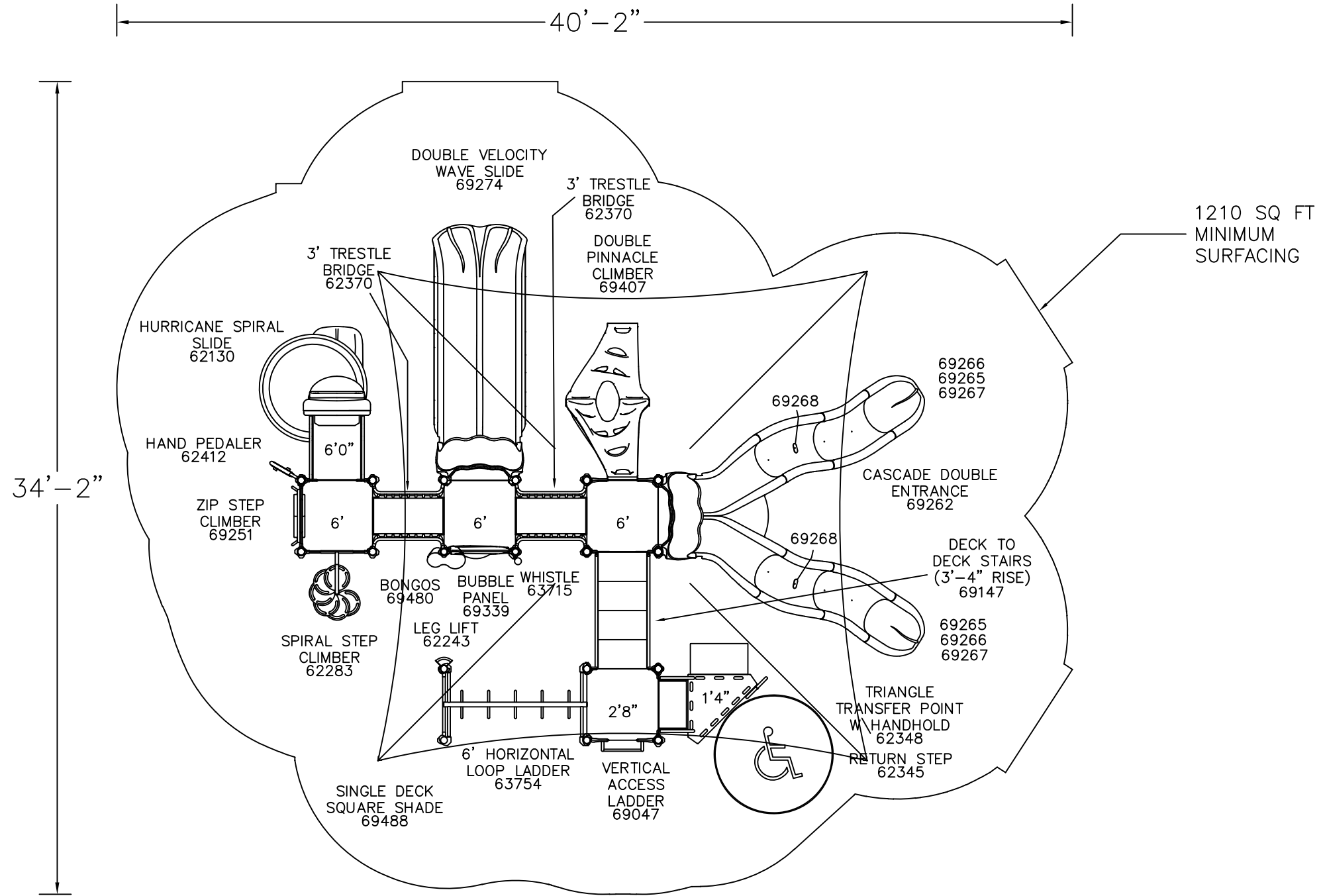
Date: 12/28/2022  
Quote Number: 10-148393

play&park structures

A PLAYCORE Company  
544 Chestnut Street  
Chattanooga, TN 37402  
800-727-1907 / www.playandpark.com



Total Play Components	15		
Elevated Play Components	11		
Elevated Play Components Accessible by Ramp	0	Req.	0
Elevated Components Accessible by Transfer	11	Req.	6
Accessible Ground Level Components Shown	4	Req.	4
Different Types of Ground Level Components	3	Req.	3
			User Capacity
			45-55
			Critical Fall Height
			8'-0"



It is the manufacturer's opinion that the structure shown herein complies with current ada standards concerning accessibility if used with proper accessible surfacing and together with other necessary ground level play equipment. Top view drawings and measurements are for overall site and structure appearance purposes. Top view should not be conceived as a construction detail; therefore, all measurements and slope requirements should be field verified prior to construction. **IMPORTANT:** Never install play equipment over hard, unresilient surfaces such as asphalt, concrete, or compacted earth. It is the owner's responsibility to ensure the "minimum area required" contains an appropriate amount of resilient material to cushion accidental falls.