

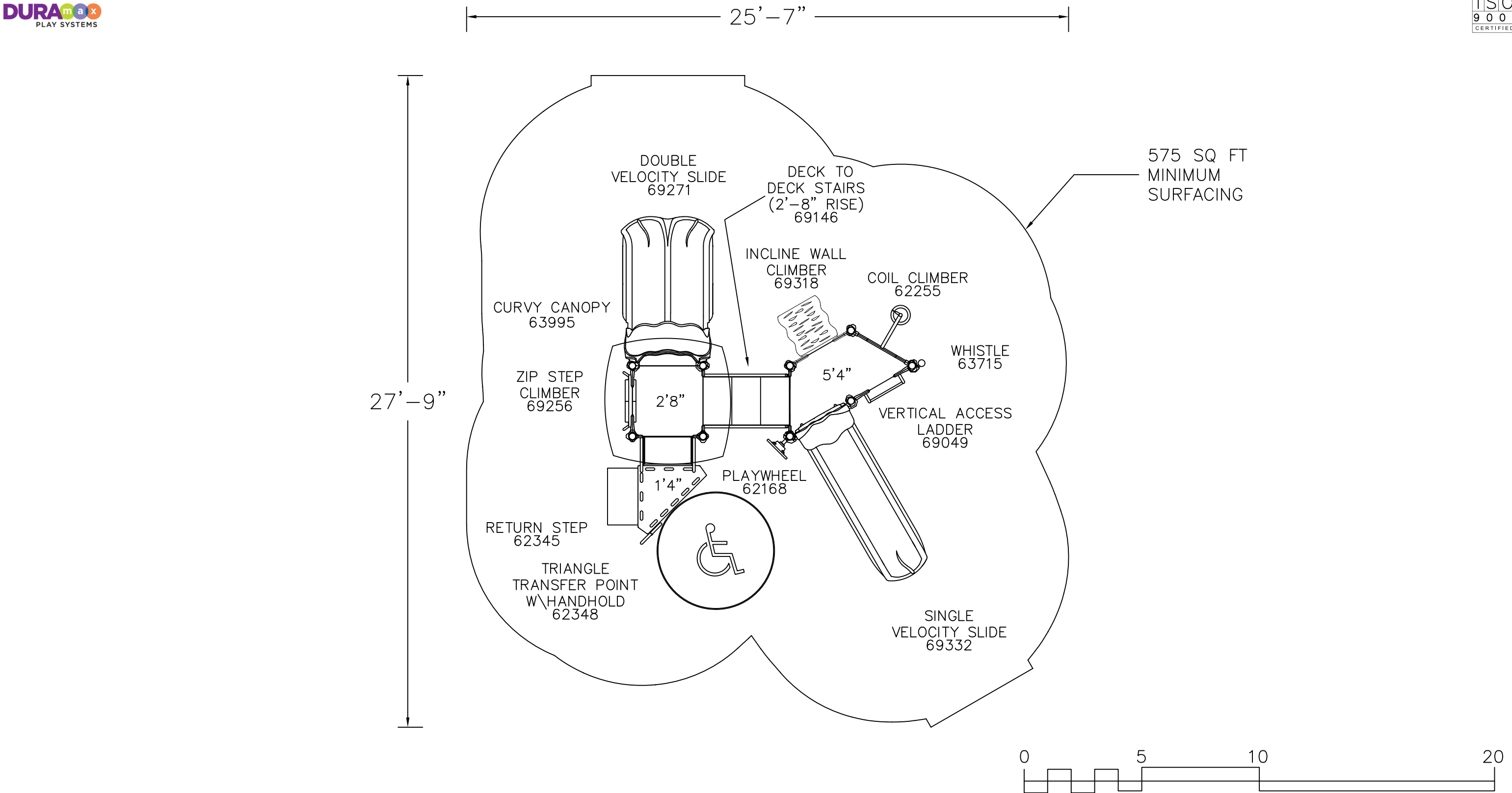


Fearless Fun 10-95225	This play equipment is recommended for children ages:  5-12	Scale: 1/4" = 1'-0" This drawing can be scaled only when in an 11" x 17" format	Drawn By:  Date: 2/3/2025 Quote Number: 10-95225	 A PLAYCORE Company 544 Chestnut Street Chattanooga, TN 37402 800-727-1907 / www.playandpark.com		Total Play Components	8			User Capacity 20-25
						Elevated Play Components	6			
Play & Park Structures	Minimum Area Required: 25'-7" x 27'-9"					Elevated Play Components Accessible by Ramp	0	Req.	0	Critical Fall Height 5'-4"
						Elevated Components Accessible by Transfer	6	Req.	3	
						Accessible Ground Level Components Shown	2	Req.	2	
						Different Types of Ground Level Components	2	Req.	2	



It is the manufacturer's opinion that the structure shown herein complies with current ada standards concerning accessibility if used with proper accessible surfacing and together with other necessary ground level play equipment.  
**IMPORTANT:** Never install play equipment over hard, unresilient surfaces such as asphalt, concrete, or compacted earth. It is the owner's responsibility to ensure the "minimum area required" contains an appropriate amount of resilient material to cushion accidental falls.