

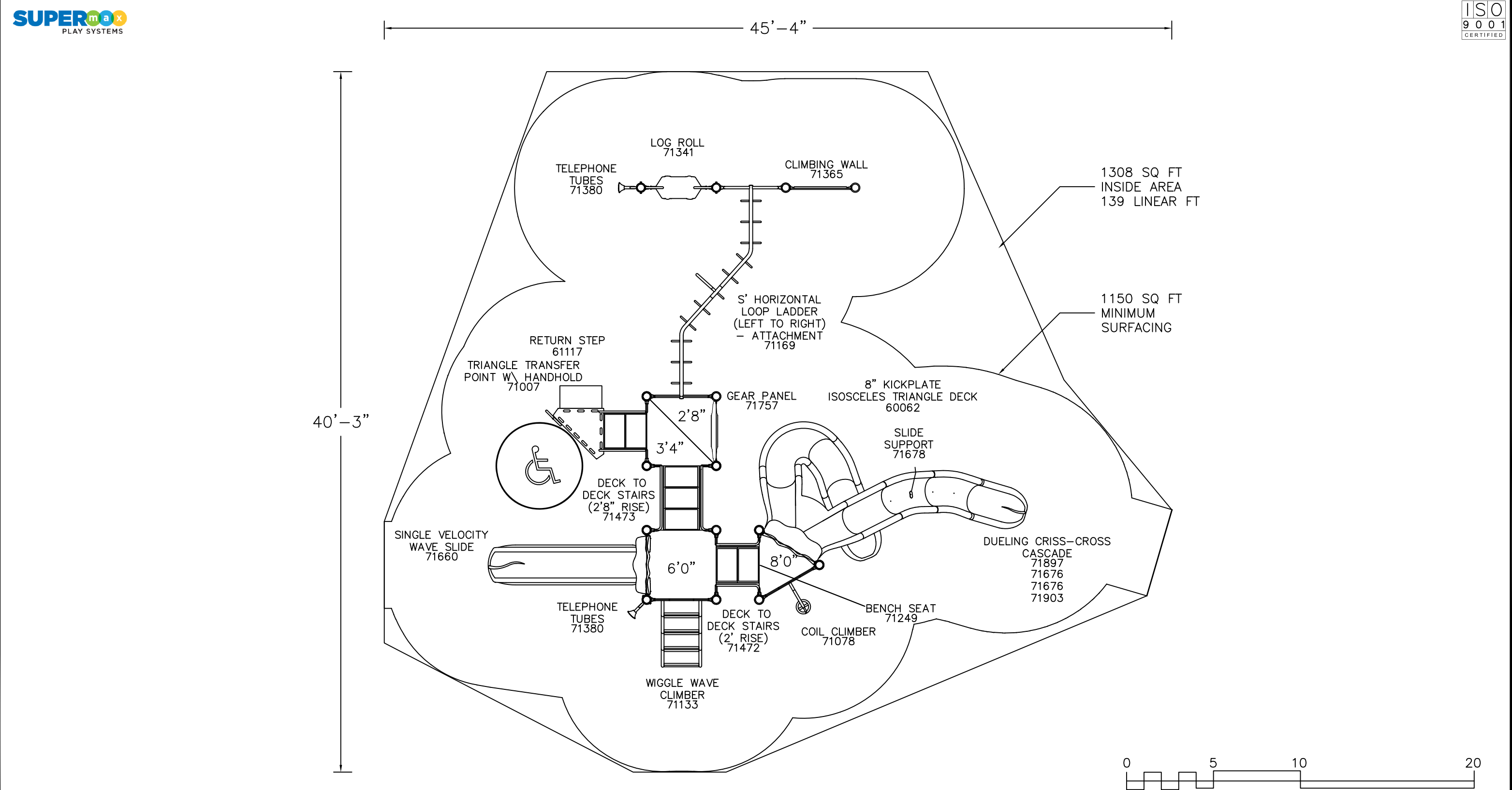


Juniper 20-100979A	This play equipment is recommended for children ages: 5-12	Scale: 3/16" = 1'-0" This drawing can be scaled only when in an 11" x 17" format	Drawn By: Cassie Jones Date: 6/12/19 Quote Number: 20-100979A	 A PLAYCORE Company 401 Chestnut St., Ste. 410 Chattanooga, TN 37402 800-727-1907 / www.playandpark.com		Total Play Components 10 Elevated Play Components 6 Elevated Play Components Accessible by Ramp 0 Elevated Components Accessible by Transfer 6 Accessible Ground Level Components Shown 4 Different Types of Ground Level Components 4	Req. 0 Req. 3 Req. 2 Req. 2	User Capacity 35-45 Critical Fall Height 8'-0"
Play & Park Structures	Minimum Area Required: 45'-4" x 40'-3"							



It is the manufacturer's opinion that the structure shown herein complies with current ada standards concerning accessibility if used with proper accessible surfacing and together with other necessary ground level play equipment.

IMPORTANT: Never install play equipment over hard, unresilient surfaces such as asphalt, concrete, or compacted earth. It is the owner's responsibility to ensure the "minimum area required" contains an appropriate amount of resilient material to cushion accidental falls.