

20-136026

Play & Park Structures

This play equipment is recommended for children ages: 5-12

Minimum Area Required: 45'-10" x 36'-2"

Scale: 3/16" = 1'-0" This drawing can be scaled only when in an 11" x 17" format

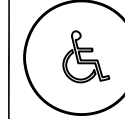
Drawn By:

Date: 7/23/2020

Quote Number: 20-136026

play&park structures

A PLAYCORE Company  
544 Chestnut Street  
Chattanooga, TN 37402  
800-727-1907 / www.playandpark.com

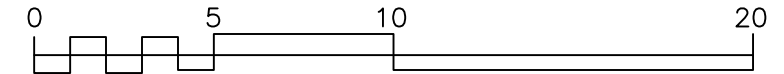
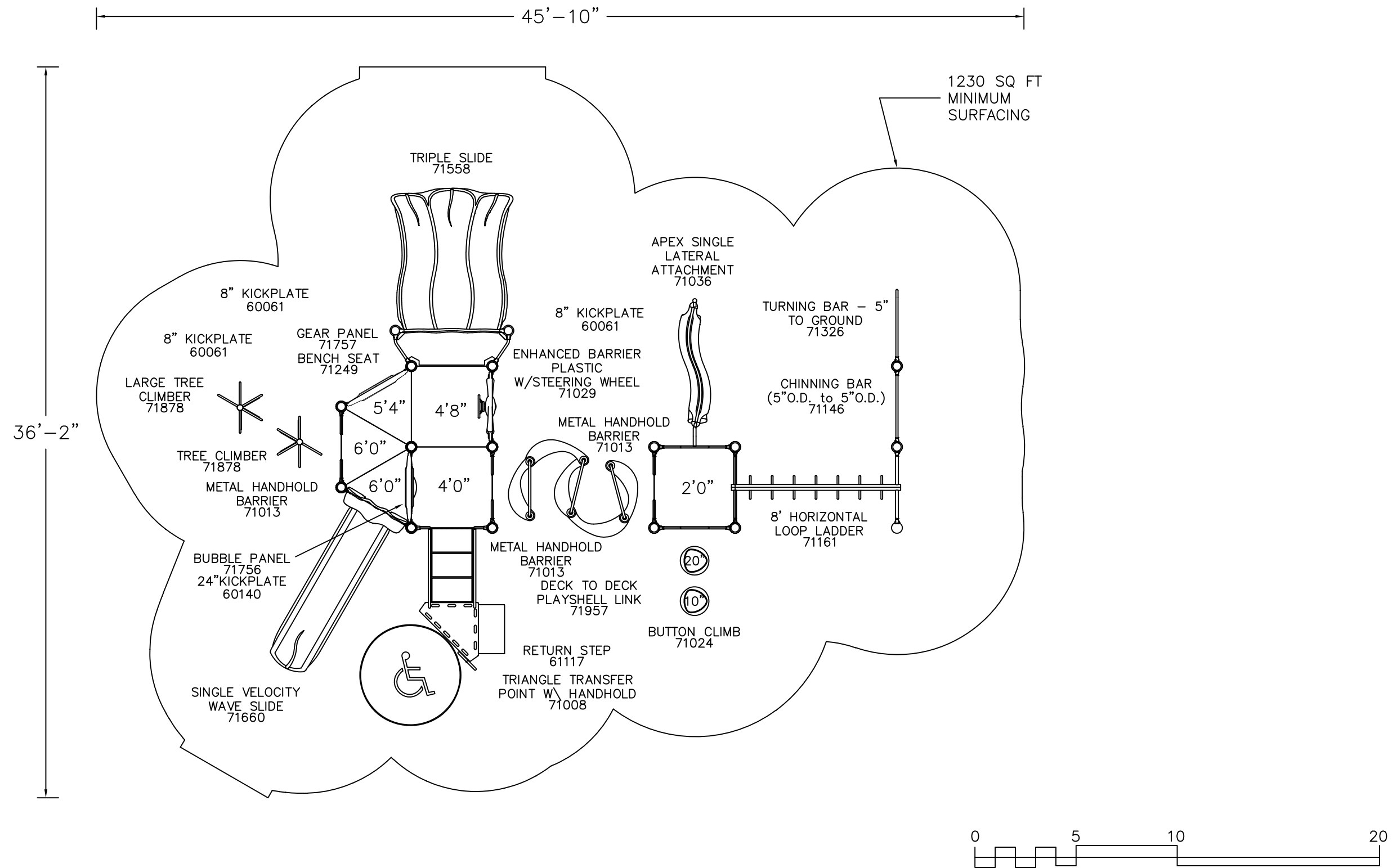


Total Play Components	14		
Elevated Play Components	10		
Elevated Play Components Accessible by Ramp	0	Req.	0
Elevated Components Accessible by Transfer	7	Req.	5
Accessible Ground Level Components Shown	4	Req.	3
Different Types of Ground Level Components	4	Req.	3

User Capacity  
55-65  
Critical Fall Height  
8'-0"



This equipment is designed for children  
**5-12**  
years old



It is the manufacturer's opinion that the structure shown herein complies with current ada standards concerning accessibility if used with proper accessible surfacing and together with other necessary ground level play equipment.  
**IMPORTANT:** Never install play equipment over hard, unresilient surfaces such as asphalt, concrete, or compacted earth. It is the owner's responsibility to ensure the "minimum area required" contains an appropriate amount of resilient material to cushion accidental falls.