

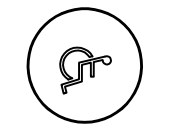
Over the Rainbow
10-130084

This play equipment is recommended for children ages: 5-12
Minimum Area Required: 63'-11" X 39'-2"

Scale: 3/16" = 1'-0"
This drawing can be scaled only when in an 11" x 17" format

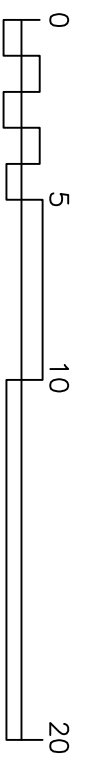
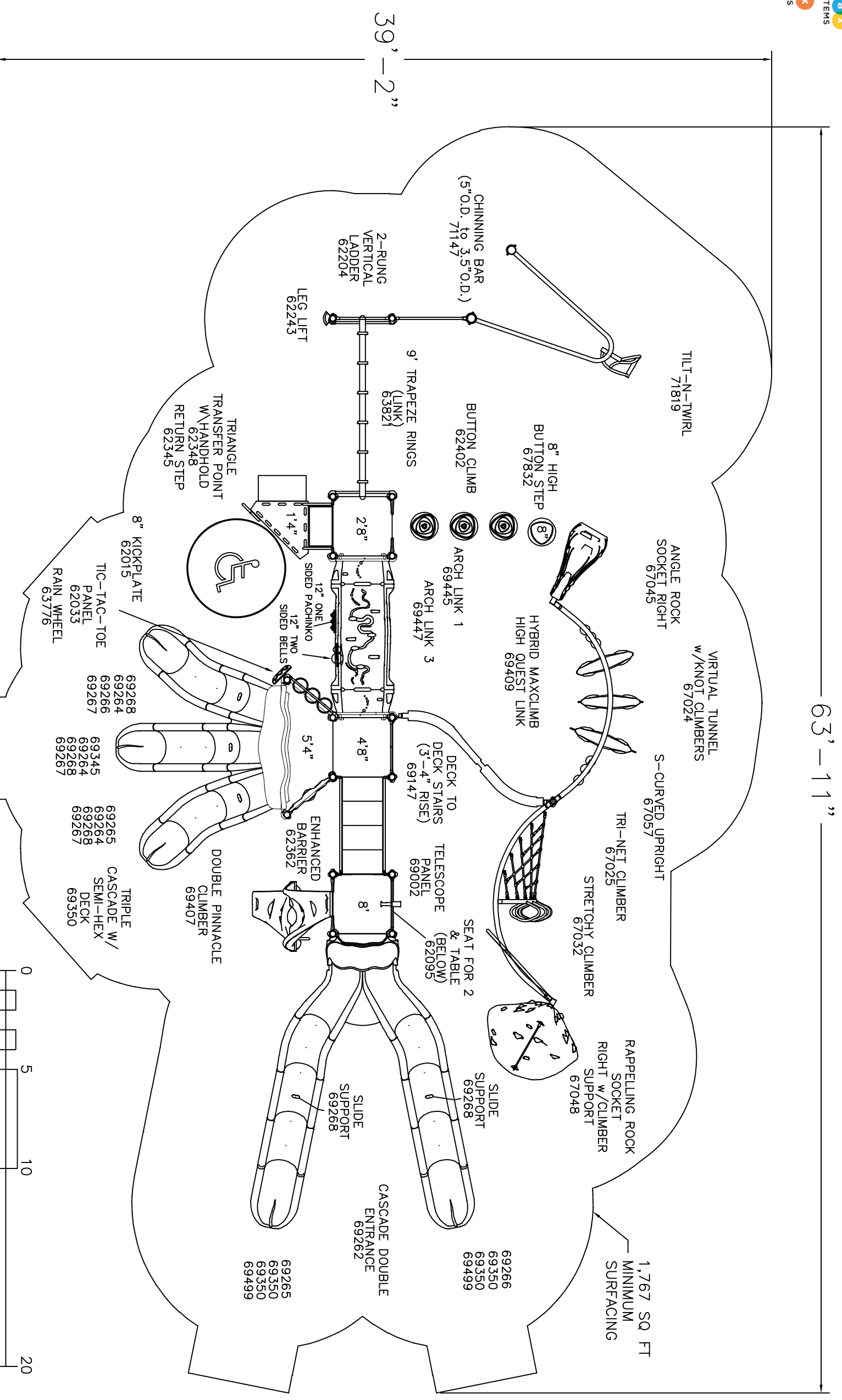
Drawn By:
Date: 7/11/2022
Quote Number: 10-130084

play&park structures
A PIA-CORE Company
544 Chestnut Street
Chattanooga, TN 37402
800-727-1907 / www.playandpark.com



Total Play Components	20
Elevated Play Components	9
Elevated Play Components Accessible by Ramp	0
Elevated Components Accessible by Transfer	9
Accessible Ground Level Components Shown	11
Different Types of Ground Level Components	6

User Capacity: 60-70
Critical Fall Height: 8'-0"



It is the manufacturer's opinion that the structure shown herein complies with current ADA standards concerning accessibility if used with proper accessible surfacing and together with other necessary ground level play equipment. Top View drawings and measurements are for overall site and structure appearance purposes. Top view should not be conceived as a construction detail; therefore, all measurements and slope requirements should be field verified prior to construction. **IMPORTANT:** Never install play equipment over hard, unresilient surfaces such as asphalt, concrete, or compacted earth. It is the owner's responsibility to ensure the "minimum area required" contains an appropriate amount of resilient material to cushion accidental falls.