

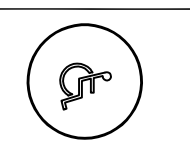
Acacia  
10-137233  
Play & Park Structures

This play equipment is recommended for children ages: 5-12  
Minimum Area Required: 30'-1" x 29'-8"

Scale: 1/4" = 1'-0"  
This drawing can be scaled only when in an 11" x 17" format

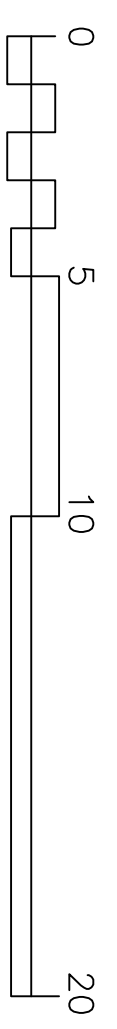
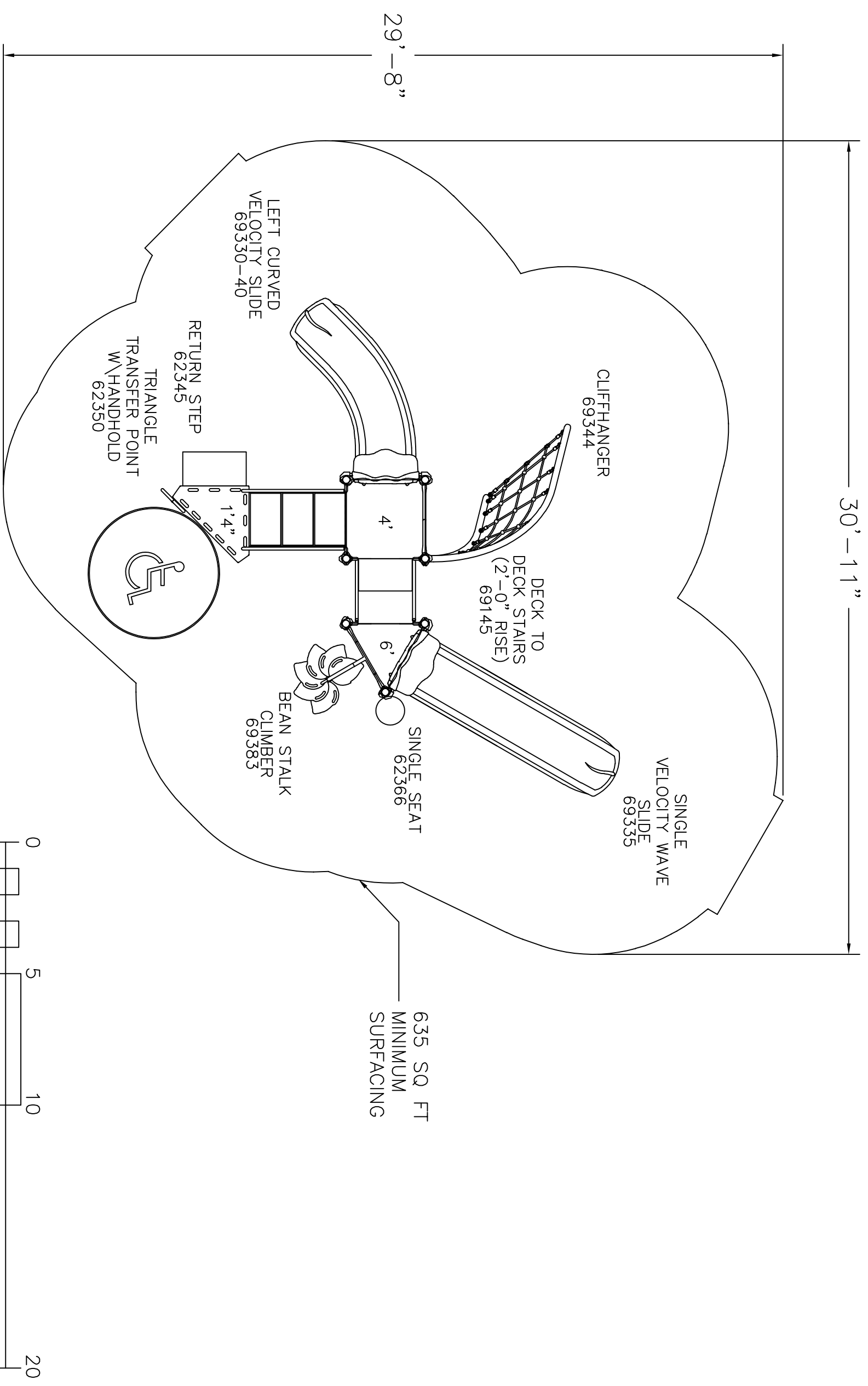
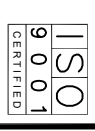
Drawn By:  
Date: 7/12/2022  
Quote Number: 10-137233

**play&park structures**  
A PLAYCORE Company  
544 Chestnut Street  
Chattanooga, TN 37402  
800-727-1907 / www.playandpark.com



Total Play Components	Elevated Play Components	Elevated Play Components Accessible by Ramp	Elevated Components Accessible by Transfer	Accessible Ground Level Components Shown	Different Types of Ground Level Components
5	4	0	4	1	1
	Req.	Req.	Req.	Req.	Req.
	0	2	1	1	1

User Capacity: 10-20  
Critical Fall Height: 6'-0"



It is the manufacturer's opinion that the structure shown herein complies with current ADA standards concerning accessibility if used with proper accessible surfacing and together with other necessary ground level play equipment.  
**IMPORTANT:** Never install play equipment over hard, unresilient surfaces such as asphalt, concrete, or compacted earth. It is the owner's responsibility to ensure the "minimum area required" contains an appropriate amount of resilient material to cushion accidental falls.